





PAP200 Pressure Probe System

This guide defines the facility requirements for operation of your FormFactor PAP200 probe system.

Probe System Requirements

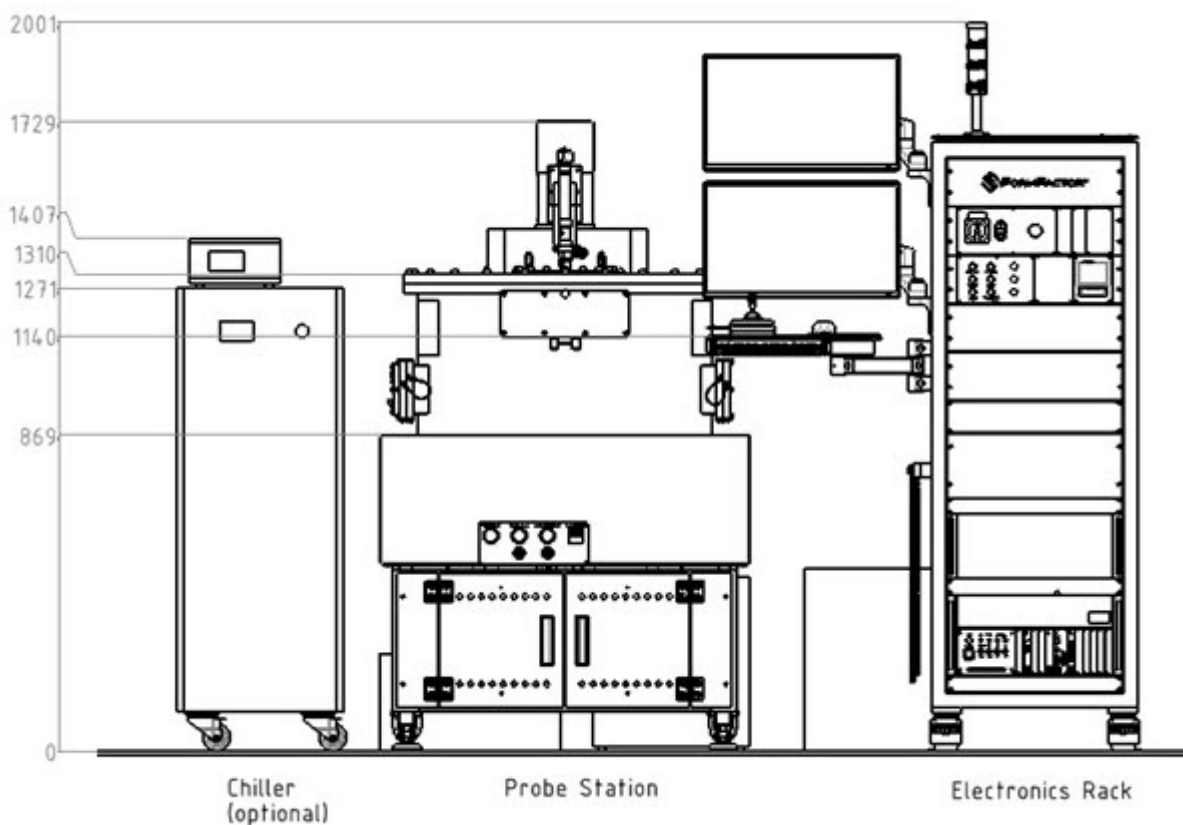
Clean Dry Air (CDA)	Compressed air, station	<ul style="list-style-type: none"> Filtered, dry and oil-free Minimum 5 bar to 6 bar maximum Flow rate insignificant 8 mm OD hose (US 5/16-inch)
	Compressed air, thermal chuck	<ul style="list-style-type: none"> +25°C: 200 l/min @6bar, dew point <0°C, hose d = 8 mm OD -40°C/-60°C: 450 l/min @6bar, dew point <0°C, hose d = 10 mm OD (ISO 8573.1 Class 1.4.1)
Nitrogen	Dry nitrogen input	<ul style="list-style-type: none"> Class 4.5 (purity 99.995%) or better, input 2 bar minimum 200 l per purging cycle 8 mm OD hose
	<p>DANGER</p>  <p><i>Release of nitrogen gas imposes a potential danger due to oxygen depletion in the working environment. An oxygen-deficient atmosphere can lead to rapid asphyxiation, causing loss of consciousness and potentially resulting in serious injury or death. The use of an oxygen sensor with an alarm is recommended. Consult your safety and facilities departments to ensure that the venting in your working environment is adequate to dissipate any nitrogen build-up.</i></p>	
Power	Station	<ul style="list-style-type: none"> 3-phase, 4 wire, 400 V, 50/60 Hz, or 3-Phase, 208 V, 50/60 Hz (depending on system configuration)
	Station connection	<ul style="list-style-type: none"> Direct connection without plug
	Thermal chuck (optional)	<ul style="list-style-type: none"> Controller: 100-127 V / 208-240 V, 50/60 Hz, 1500 VA Chiller: (-40°C/-60°C): 200 / 208 / 230 V, 50/60 Hz, 2350 VA; separate power supply required
	Protection class	<ul style="list-style-type: none"> 1 (IEC 61140)
	Transient overvoltage	<ul style="list-style-type: none"> Overvoltage category II (IEC 60364-4-443)
	Fuse for main power connector	<ul style="list-style-type: none"> 20 A (sluggish time delayed)
Environmental Conditions	<p>NOTE</p>  <p><i>Keep electronics rack side ventilators and air expellers clear for air circulation.</i></p>	
	Relative humidity	<ul style="list-style-type: none"> 25% to 60%
	Pollution level	<ul style="list-style-type: none"> 1 (IEC 60664)
	Vibration isolation	<p>The probe station is intended for use in an environment having background vibrations at or below the operating theatre level: a maximum level of 4000 micro-in./sec (72 dB) measured using the 1/3-octave-band velocity spectra method.</p>
Dimensions	<p>See Dimensions (in mm) on page 2 for details on probe station, electronics rack and optional chiller dimensions.</p>	
	<p>NOTE</p>  <p><i>Dimensions and weights may vary according to final system configuration.</i></p>	
Weight	Probe station	<ul style="list-style-type: none"> 1200 kg (2646 lbs.)
	Electronics rack	<ul style="list-style-type: none"> 300 kg (661 lbs.)
	Chiller (optional)	<ul style="list-style-type: none"> 180 kg (397 lbs.)

PAP200 Pressure Probe System

Shipping Dimensions (WxDxH)	Probe station	<ul style="list-style-type: none"> • With microscope bridge: 2040 x 1810 x 2300 mm (80.3 x 71.3 x 90.6 in.) • With microscope swivel: 1730 x 1640 x 2190 mm (68.1 x 64.6 x 86.2 in.)
	Accessories	• 1240 x 860 x 1150 mm (48.8 x 33.9 x 45.3 in.)
	Electronics rack	• 1050 x 1170 x 2330 mm (41 x 46 x 90 in.)
	Chiller (optional)	• 820 x 1000 x 1700 mm (32.3 x 39.4 x 66.9 in.)
Shipping Weight	 NOTE <i>A forklift with 1.3 m (minimum) fork is required to move the station.</i>	
	Probe station	• 1400 kg (3086 lbs.)
	Accessories	• 400 kg (882 lbs.)
	Electronics rack	• 420 kg (926 lbs.)
	Optional chiller	• 215 kg (474 lbs.)
Weights for operation/ service	Chamber lid operation	• 150 kg (331 lbs.) (lifting equipment required)
	Remove chamber cylinder for service	• 150 kg (331 lbs.) (lifting equipment required)

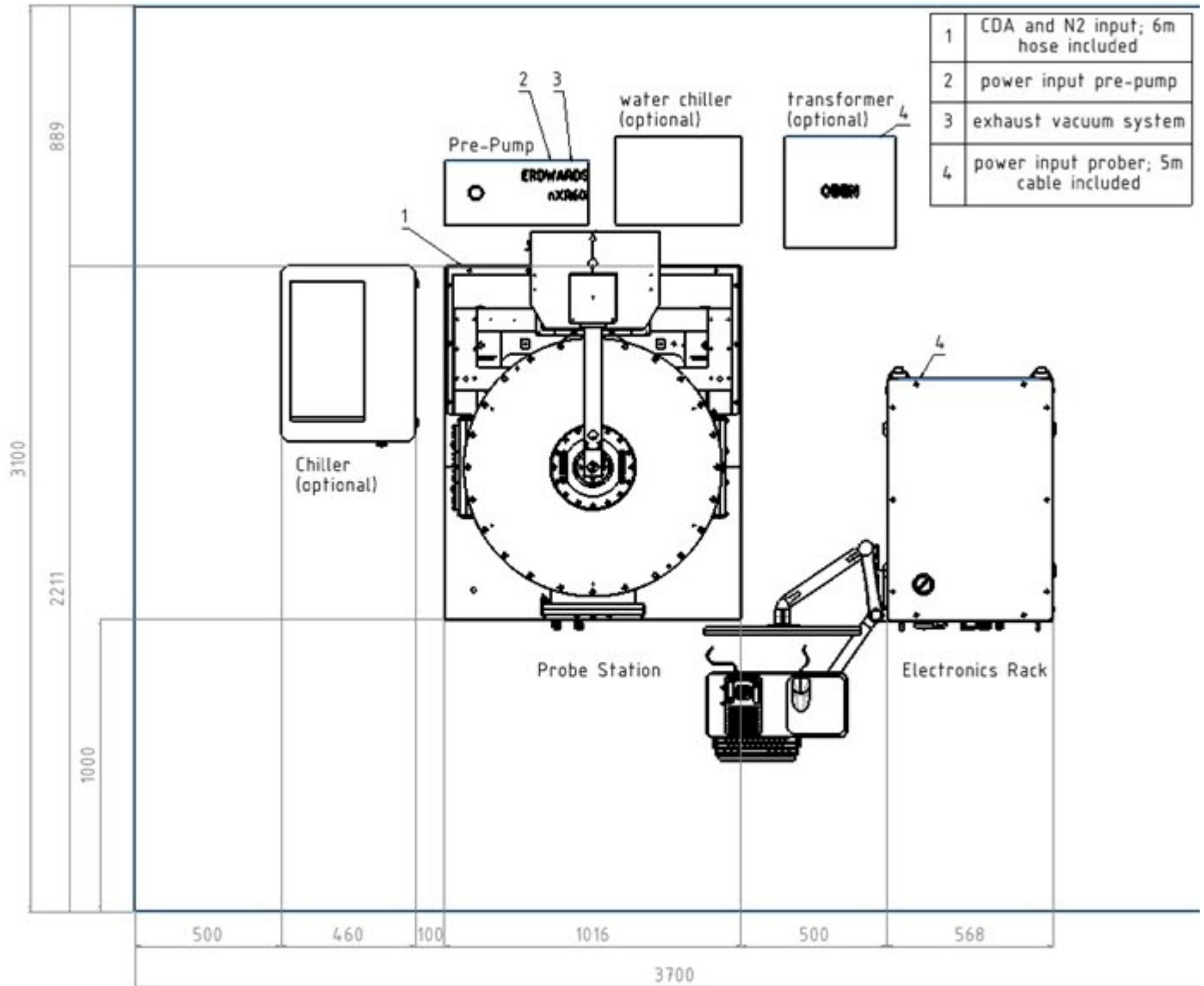
Dimensions (in mm)

Front View



PAP200 Pressure Probe System

Top View



PAP200 Pressure Probe System

© Copyright 2024 FormFactor, Inc. All rights reserved. No part of this document may be reproduced, transmitted or displayed in any form or by any means except as duly authorized by FormFactor, Inc. FormFactor and the FormFactor logo are trademarks of FormFactor, Inc. All other trademarks are the property of their respective owners.

Important Notice

While the information contained herein is believed to be accurate as of the date hereof, no express or implied representations or warranties are made with respect to its accuracy or completeness. FormFactor, Inc., and its subsidiaries disclaim liability for any inaccuracies or omissions. All information is subject to change without notice.

Users are required to read and follow carefully all safety, compliance and use instructions. Users assume all loss and liability arising from the use of products in any manner not expressly authorized. The conditions and methods of use of products and information referred to herein are the entire responsibility of the user and, to the maximum extent permitted by applicable law, FormFactor, Inc., and its subsidiaries shall not be liable for any damages, losses, costs or expenses arising out of, or related to, the use thereof.

No license, express or implied, by estoppel or otherwise, under any intellectual property right is granted in connection herewith. Users shall take all actions required to avoid intellectual property infringement.

Corporate Headquarters

7005 Southfront Road
Livermore, CA 94551
Phone: 925-290-4000
www.formfactor.com